



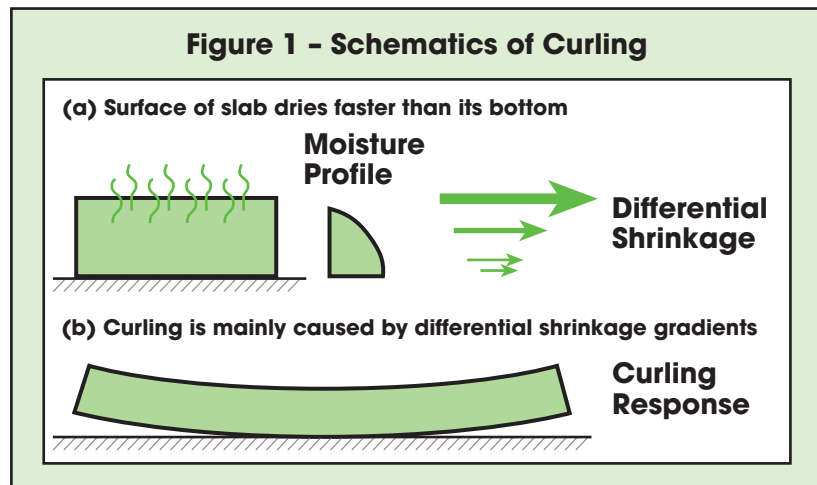
Eclipse® Floor

Effect of Eclipse Floor Shrinkage Reducing Admixture on Curling

Curling is a common problem in slab on grade construction. It is a major contributor to cracking in concrete slabs, which leads to higher maintenance cost and reduced service life. Curling becomes a bigger problem when installing super-flat floors. For indoor concrete slabs, curling is almost always caused by a differential moisture gradient in the slabs. As the surface of the concrete slab dries faster than its body and bottom, a differential moisture profile is developed along the thickness of the slab. The surface of the slab shrinks more and quicker than its bottom. This differential drying shrinkage gradient is what causes the concrete slab to curl. The greater the gradient is, the greater the curling. If the curled edges are loaded, such as by forklift trucks, the unsupported curled edges may crack. Then, the crack



becomes a maintenance problem. If the curled edges do not crack, they still can be a problem.



Vehicles carrying loads may be affected as they encounter the curled edges, or in high bay warehouses, forklifts may not correctly meet the pallets in upper racks. Figure 1 illustrates the curling process.

Eclipse® Floor Shrinkage Reducing Admixture is a liquid admixture specially formulated for use in indoor slab-on-ground concrete construction. Eclipse Floor contains no expansive material, but acts chemically to dramatically reduce the primary internal forces that cause drying shrinkage and curling.

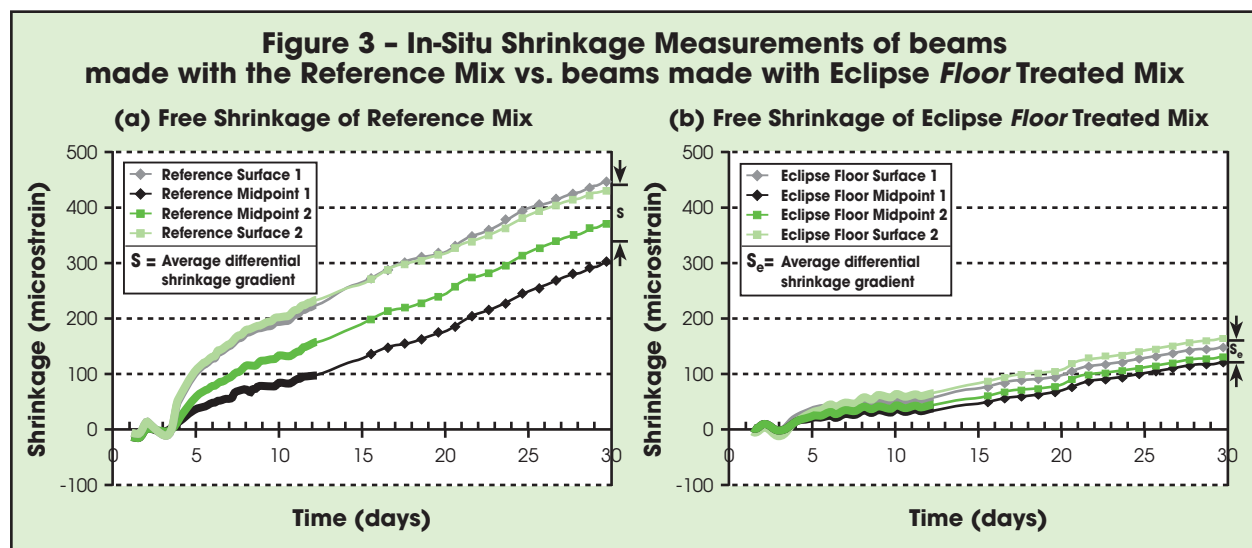

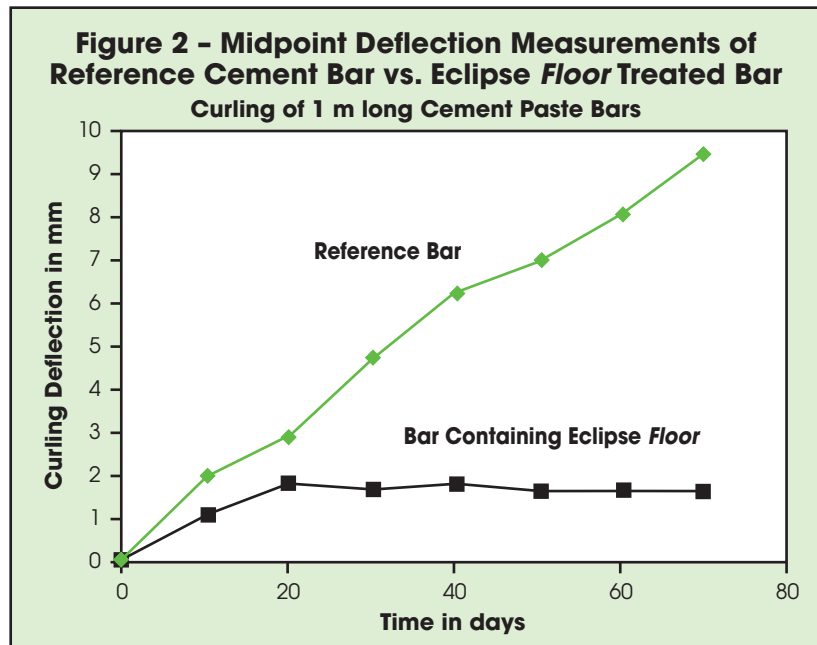
Laboratory Tests

Two different tests were developed in order to measure the impact of Eclipse Floor in curling:

- The first was performed on cement paste bars to examine the effect of Eclipse Floor in a system with very high curling deflections.
- In the second test, concrete beams were used instead, with the intention of obtaining curling data on actual concrete specimens. The results from this test allowed the calculation of the projected curling deflection at the corner of a 5 m x 5 m (16 ft x 16 ft) slab, 160 mm (6 in.) thick.

Cement Paste Test

Two specimen bars of 990 mm x 64 mm x 12 mm (39 in. x 2.5 in. x 0.5 in.) were prepared with cement paste at 0.45 w/c ratio. One bar (the treated bar) was made adding Eclipse Floor Shrinkage Reducing Admixture to the mix at 5% of water weight [approximately 7.5 L/m³ (1.5 gal/yd³)] and the other bar (the reference bar) was made without Eclipse Floor in the mix. The sides and bottom of both specimens were coated with urethane upon stripping in order to insure that evaporation only occurred from the top face of the bar. Since cement paste has much higher shrinkage than concrete, it also exhibits very severe curling, allowing for direct visual confirmation of the effect of Eclipse Floor. As shown in Figure 2, the Eclipse Floor treated specimen curled substantially less than the reference bar. The curling deflection was reduced by as much as 80% in 60 days by adding Eclipse Floor to the cement paste.



In-Situ Shrinkage Measurement

Unrestrained shrinkage beams of 1 m x 0.2 m x 0.1 m (39 in. x 7.9 in. x 3.9 in.) were made with two embedded vibrating strain gauges in each. The strain gauges were placed in a longitudinal direction: one at 10 mm (0.4 in.) from the surface and another at the center of the cross section (50 mm down from the center). Using the embedded strain gauges, the concrete length changes were continuously measured and recorded every 15 minutes for the first 12 days after the pouring date and then on a daily basis until the 30th day.

A commercially produced Ready-Mix concrete with 352 kg/m³ cement content (593 lbs/yd³) and 0.51 w/c

ratio was used for these beams. The reference beams were made with this concrete and the treated beams were made with the addition of 6.18 L/m³ (1.25 gal/yd³) of Eclipse Floor to the concrete mix (See Table 1 for Eclipse Floor treated and reference concrete mix designs). After 3 day wet curing with plastic and wet burlap, these beams were air-dried in a closed warehouse with 40-50% relative humidity.

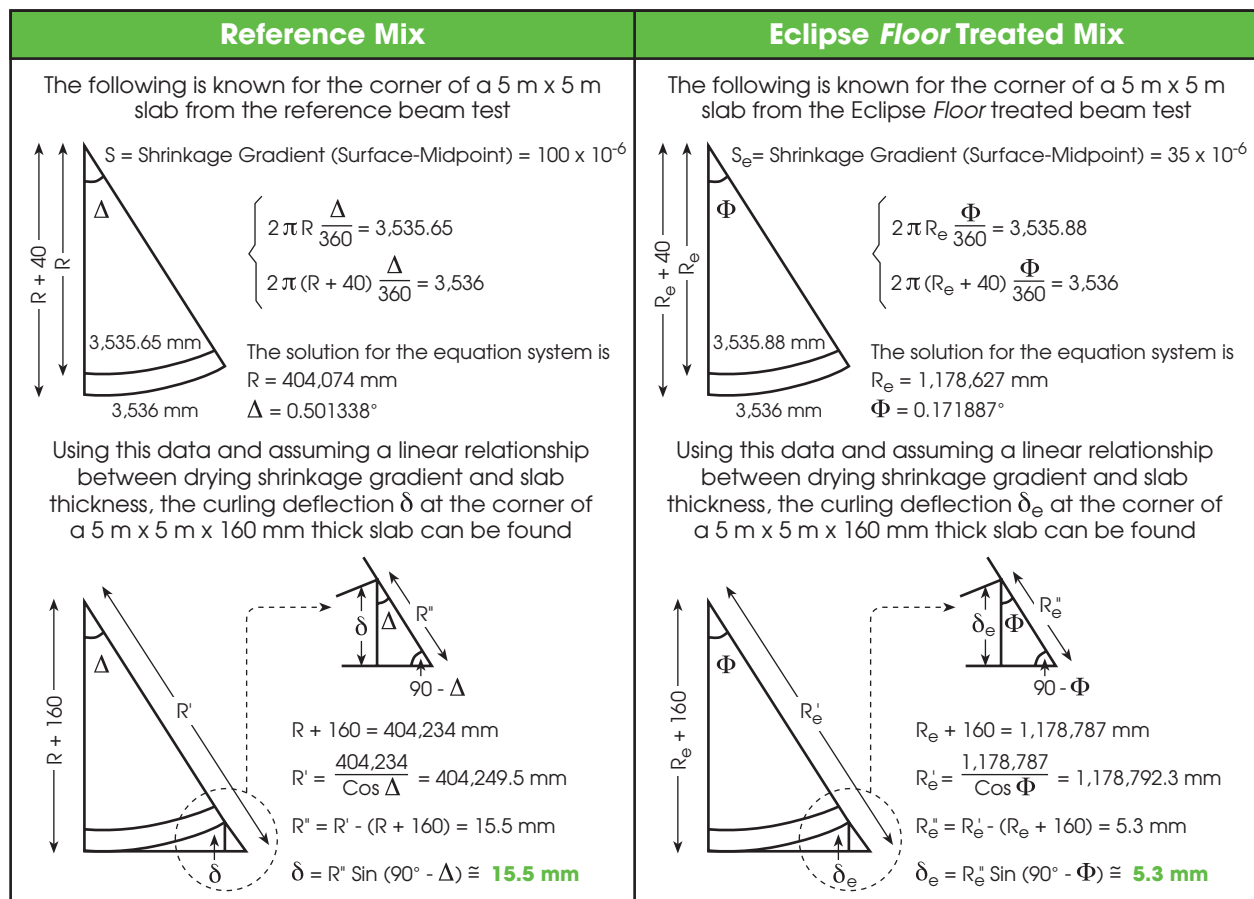
Figure 3 shows the in-situ shrinkage measurement results for the beams (Eclipse Floor treated vs. reference mix). The 30-day shrinkage was reduced by more than 50% with the addition of Eclipse Floor. Also, Eclipse Floor significantly reduced the early age shrinkage, which is very important since

it shows the effectiveness of Eclipse Floor in preventing or minimizing cracking in the weakest stages of concrete.

The shrinkage difference along the thickness of the concrete beams (difference between midpoint and surface shrinkage in Figure 3) indicates that curling is occurring. When compared to the reference beams, the shrinkage gradient in the Eclipse Floor treated beams is reduced by more than 50%. These results indicate the impact of Eclipse Floor in curling reduction.

Mid-to-Corner Point Deflection Calculation

The mid-to-corner point deflection of a curled slab is calculated using the in-situ shrinkage gradient data. In this calculation, a 5 m x 5 m



(16 ft x 16 ft) slab with 160 mm (6 in.) thickness is used as an example. From Figure 3, the average shrinkage gradients between the two sets of strain gauges are measured as 100×10^{-6} and 35×10^{-6} for the reference beams and Eclipse Floor treated beams respectively.

This exercise (ignoring gravity effects) shows that a slab made with the reference concrete mix would show a 15.5 mm (0.6 in.) curling deflection at the corner of a 5 m x 5 m (16 ft x 16 ft) slab with 160 mm (6 in.) thickness, whereas a slab made with Eclipse Floor treated concrete would show a curling deflection of 5.3 mm (0.2 in.). This is a 65.8% reduction in

curling deflection by using Eclipse Floor. The actual curling deformation would be somewhat less in practice due to elastic and creep deformations from gravity loading on a longer slab. This exercise demonstrates that the differential shrinkage measurements are in line with field experience for curling and reinforces the value provided by Eclipse Floor in reducing curling.

High Value Floors with Eclipse

Eclipse reduces drying shrinkage and curling of concrete. Therefore, less cracking is expected in Eclipse Floor treated concrete slabs. Along with careful design and practice, the addition of

Eclipse Floor to the mix can even enable the extension of joint spacing for any given concrete slab. Overall, Eclipse Floor can help to achieve a higher value flooring system with:

- Less cracking due to reduced drying shrinkage and curling
- Flatter surface due to less curling
- Less joint maintenance cost due to minimum joint openings at a given joint spacing or due to less joints at extended joint spacing
- Longer service life

For more information, consult your local Grace sales professional.

Table 1		
Concrete Mixture Proportions		
Materials	Reference Mix	Eclipse Floor Treated Mix
Cement (ASTM C 150 Type 1)	352 kg/m ³ (593 lbs/yd ³)	352 kg/m ³ (593 lbs/yd ³)
10 mm Aggregate	326 kg/m ³ (550 lbs/yd ³)	328 kg/m ³ (553 lbs/yd ³)
20 mm Aggregate	747 kg/m ³ (1,259 lbs/yd ³)	739 kg/m ³ (1,246 lbs/yd ³)
Fine Aggregate	751 kg/m ³ (1,266 lbs/yd ³)	743 kg/m ³ (1,253 lbs/yd ³)
Water	180 kg/m ³ (303 lbs/yd ³)	180 kg/m ³ (303 lbs/yd ³)
Water Reducer*	196 mL/100 kg (3 fl oz/cwt)	
Superplasticizer**	456 mL/100 kg (7 fl oz/cwt)	326 mL/100 kg (5 fl oz/cwt)
Eclipse Floor Shrinkage Reducing Admixture		6.18 L/m ³ (1.25 gal/yd ³)
W/C Ratio	0.51	0.51

Note: Eclipse Floor contains no water, but still contributes to concrete slump. Therefore, a water-reducing admixture* and a higher dosage of superplasticizer** were added to the reference mix in order to achieve a slump similar to that of the Eclipse Floor treated concrete, while maintaining the same w/c ratio.

* Grace Hycol®

** Grace ADVA® 100

North American Customer Service: 1-877-4AD-MIX1 (1-877-423-6491)



Visit our web site at: www.graceconstruction.com

printed on recycled paper

W. R. Grace & Co.-Conn. 62 Whittemore Avenue Cambridge, MA 02140

Eclipse, the Eclipse logo, Hycol and ADVA are registered trademarks of W. R. Grace & Co.-Conn.

We hope the information here will be helpful. It is based on data and knowledge considered to be true and accurate and is offered for the users' consideration, investigation and verification, but we do not warrant the results to be obtained. Please read all statements, recommendations or suggestions in conjunction with our conditions of sale, which apply to all goods supplied by us. No statement, recommendation or suggestion is intended for any use which would infringe any patent or copyright. W. R. Grace & Co.-Conn., 62 Whittemore Avenue, Cambridge, MA 02140. In Canada, Grace Canada, Inc., 294 Clements Road, West, Ajax, Ontario, Canada L1S 3C6.

This product may be covered by patents or patents pending.

Copyright 2003. W. R. Grace & Co.-Conn. EC-15 Printed in U.S.A. 6/03 FA/GPS/1M

GRACE
Construction Products